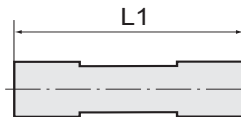


Mediumtemperatur:
Umgebungstemperatur:

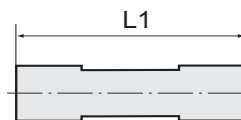
max. 90 °C
max. 90 °C



170 B

Doppelschlauchtülle, Messing CW614N

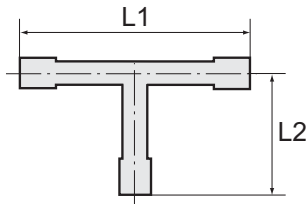
Artikel Nr.	Typen Nr.	Arbeitsdruck max. bar	für Schlauch mm	L1 mm
136262	MS1700404	16	LW 4	49,0
136263	MS1700505	16	LW 5	49,0
111269	170 A	16	LW 6	72,0
136265	MS1700808	16	LW 8	55,0
111270	170 B	16	LW 9	72,0
136267	MS1701010	16	LW 10	55,0
136268	MS1701212	16	LW 12	55,0
111271	170 C	16	LW 13	72,0
136270	MS1701414	16	LW 14	55,0
111272	170 D	16	LW 16	72,0
111273	170 E	16	LW 19	72,0
111274	170 F	16	LW 25	72,0



MS1700609

Doppelschlauchtülle, Messing CW614N, reduzierend

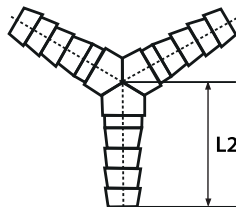
Artikel Nr.	Typen Nr.	Arbeitsdruck max. bar	für Schlauch mm	L1 mm
136274	MS1700609	16	LW 6, 9	55,0
136275	MS1700913	16	LW 9, 13	55,0



171 B

T-Schlauchverbindungsstutzen, Messing CW617N

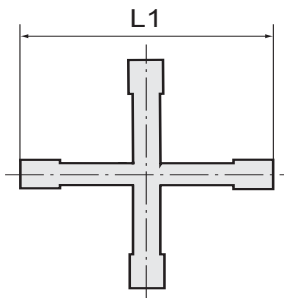
Artikel Nr.	Typen Nr.	Arbeitsdruck max. bar	für Schlauch mm	L1 mm	L2 mm
134502	171 A	10	LW 5	38,0	19,0
134503	171 B	10	LW 6	38,0	19,0
134504	171 C	10	LW 8	46,0	23,0
134505	171 D	10	LW 9	54,0	27,0
134506	171 E	10	LW 13	70,0	35,0



172 B

Y-Schlauchverbindungsstutzen, Messing CW617N

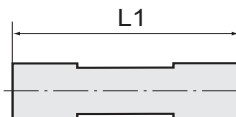
Artikel Nr.	Typen Nr.	Arbeitsdruck max. bar	für Schlauch mm	L2 mm
134507	172 A	10	LW 5	19,0
134508	172 B	10	LW 6	28,0
134509	172 C	10	LW 8	26,0
134510	172 D	10	LW 9	31,0
134511	172 E	10	LW 13	35,0



173 B

Kreuz-Schlauchverbindungsstutzen, Messing CW617N

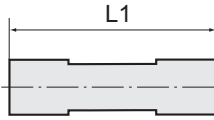
Artikel Nr.	Typen Nr.	Arbeitsdruck max. bar	für Schlauch mm	L1 mm
134512	173 A	10	LW 5	38,0
134513	173 B	10	LW 6	38,0
134514	173 C	10	LW 8	46,0
134515	173 D	10	LW 9	54,0
134516	173 E	10	LW 13	70,0



MSN1700606

Doppelschlauchtülle, Messing vernickelt CW614N

Artikel Nr.	Typen Nr.	Arbeitsdruck max. bar	für Schlauch mm	L1 mm
136542	MSN1700404	16	LW 4	49,0
136543	MSN1700505	16	LW 5	49,0
136544	MSN1700606	16	LW 6	55,0
136545	MSN1700808	16	LW 8	55,0
136546	MSN1700909	16	LW 9	55,0
136547	MSN1701010	16	LW 10	55,0
136548	MSN1701212	16	LW 12	55,0
136549	MSN1701313	16	LW 13	55,0
136550	MSN1701414	16	LW 14	55,0
136551	MSN1701616	16	LW 16	71,0
136552	MSN1701919	16	LW 19	71,0
136553	MSN1702525	16	LW 25	77,0



Doppelschlauchtülle, Messing vernickelt CW614N, reduzierend

Artikel Nr.	Typen Nr.	Arbeitsdruck max. bar	für Schlauch mm	L1 mm
136554	MSN1700609	16	LW 6, 9	55,0
136555	MSN1700913	16	LW 9, 13	55,0